

**Land Board Fiscal Year 2023**

The Land Board oversees the Department of Natural Resources and Conservation's management of Trust Land resources, which in turn help fund Montana's public schools.

- Surface Acres Managed 5.2 million
- Mineral Acres Managed 6.2 million
- Leases, Bonuses & Timber Sales \$41,352,913 (approx.)
- Mineral Royalties & Rights of Way \$77,325,320 (approx.)

\* Source: Montana DNRC Annual Report, Fiscal Year 2022, Trust Lands Management Division



**About the Big Sky State**

- **Population:** 1,132,812 (2023 estimate)
- **Size:** 147,040 square miles (fourth largest state), 556 miles wide: 320 miles long
- **Population density:** 7.6 per square mile
- **State racial make up:** White 85.3%, American Indian 6.5%, Hispanic 4.5%, Asian 1.1%, Black 0.6%, Pacific Islander 0.1% and other 1.9% (July 1, 2022 estimate)
- **American Indian Tribes:** Eight Federally Recognized Tribes and Seven Indian Reservations
- **School racial makeup:** White 76.93%, American Indian 10.34% Hispanic 6.19%, Asian 0.63%, Black 0.69%, Pacific Islander 0.19%, and more than one race 5.04%
- **Elevation range:** 1,820 to 12,799 feet above sea level
- **Borders:** Three Canadian provinces and four states
- **Headwaters for two major rivers:** Missouri and Columbia
- **Primary industries:** agriculture, services, government (including education) and retail trade

**For more school data:**

- <http://GEMS.opi.mt.gov>

**For more information about Montana:**

- [www.mt.gov](http://www.mt.gov)
- Travel Montana 1-800-847-4868
- The Census & Economic Information Center (406) 841-2870 or <http://ceic.mt.gov>



**Message from 2024 Montana Teacher of the Year**

Reflecting on this year's journey, I'm reminded of the incredible growth, laughter, and learning that filled our classroom each day. As we close this chapter, I want to express my deepest gratitude to every student, colleague, and supporter who made this year truly unforgettable. Together, we've built bridges of knowledge, fostered curiosity, and created lasting memories. Here's to the end of one remarkable year and the beginning of countless new adventures ahead. Thank you for allowing me to be a part of your educational journey.

It has truly been an honor to represent the State of Montana as the Teacher of the Year 2024. As this year comes to an end, I wish everyone peace, good health, and prosperity in your daily lives. Enjoy your summer with your loved ones. May the Creator bless each of you with all that is good.

**Kevin Kicking Woman**  
Browning, MT

**Message from the Superintendent**

It has been a pleasure to serve our over 800 public schools these last eight years. I am Montana proud of the work my agency has accomplished. I have revised our teaching and learning standards and our accreditation rules to focus on student achievement; added flexibilities to our teacher licensing rules and created the Montana Teacher Residency Program to recruit and retain teachers; and reimagined student assessments with the innovative Montana Aligned to Standards Through-Year (MAST) program to improve student success. Montana parents and students have always been my priority and will continue to be. **Thank you for joining me in putting our Montana students first!**



*Elsie Arntzen*

**Elsie Arntzen**  
Montana Superintendent of Public Instruction

The OPI is committed to providing reasonable accommodations to individuals with disabilities. If a disability-related accommodation, an alternate format of a document is needed, or if there are questions concerning accommodations, please contact the OPI ADA Coordinator at 406-444-3161 or [opipersonnel@mt.gov](mailto:opipersonnel@mt.gov).

This document was produced by the OPI and was printed at state expense. Information on the cost of this publication can be obtained by contacting Brian O'Leary at [brian.o'leary@mt.gov](mailto:brian.o'leary@mt.gov) or 406-444-3559.

**Montana Office of Public Instruction's 2024 Facts About Montana Education**



**Putting Montana Students First**



# Facts About Montana Education 2024

## High School Graduates

High School Graduates 2023

2022-2023

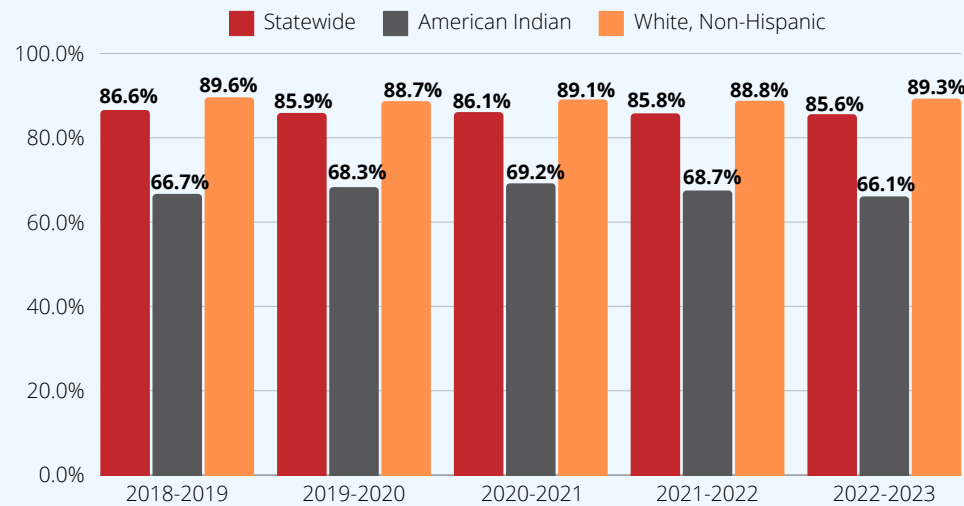
9,563

2022 HiSET recipients (ages 16 to 19)

729

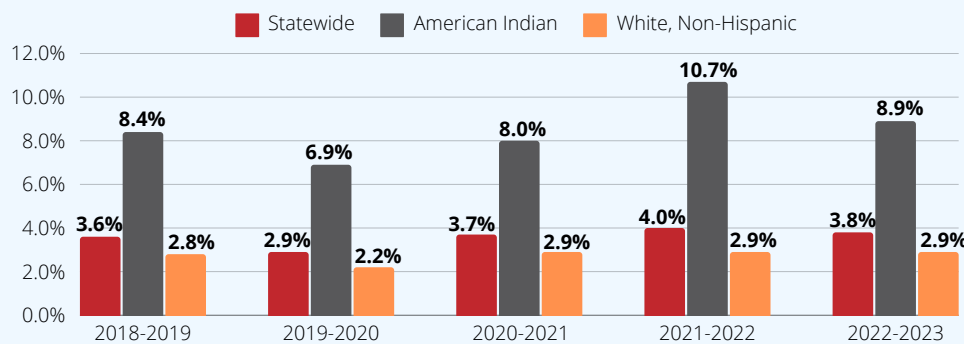
## Public and State-Funded Only: Montana 4 Year Cohort Graduation Rates

Overall high school graduation rates remained the same from 2022-2023. The gap between American Indian students and all students combined is 19.5 percentage points. The gap between white students and American Indian students is around 23 percentage points.



## Dropout Rates for Grades 9-12, 2018-17 to 2022-2023

Dropout Rates, Grades 9-12



## Licensed K-12 Staff and Paraprofessionals

2022-23

Teachers- Classroom, Title I, Special Ed.	10,862
Other Educator Staff	142
Superintendents and Assistant Superintendents	159
Principals and Assistant Principals	547
Other Administrative Staff	107
Education Specialists (Library, Guidance Counselors)	963
Licensed Professional (Noneducator)	369
Paraprofessionals	2,859

Total Licensed and Paraprofessional Staff

16,007

## Student/Teacher Ratio

	2021	2022	2023
Montana average	13.4	13.6	13.7
National average	16.3	15.3	15.4

<https://nces.ed.gov/ccd/elsi/quickFacts.aspx>

Please note: the 2023-2024 graduation, dropout, and licensed staff data will be released at the beginning of 2025.

## Montana Public School Enrollment

2020-2023

Elementary	2021-22	2022-23	2023-24	%Change
Prekindergarten	774	916	863	-5.79%
Kindergarten	12,825	12,471	11,986	-3.89%
Grades 1-6	67,247	68,808	67,900	-1.32%
Grades 7-8	23,744	23,071	22,690	-1.65%
<b>Total Elementary</b>	<b>104,590</b>	<b>105,266</b>	<b>103,439</b>	<b>-1.74%</b>

## High School

Grades 9-12	44,544	45,243	45,089	-0.34%
-------------	--------	--------	--------	--------

<b>Total High School</b>	<b>44,544</b>	<b>45,243</b>	<b>45,089</b>	<b>-0.34%</b>
--------------------------	---------------	---------------	---------------	---------------

## State-Funded Schools

Elementary (PK-8)	20	20	15	-25%
High School (9-12)	44	44	42	-4.55%

<b>Total State-Funded Schools</b>	<b>64</b>	<b>64</b>	<b>57</b>	<b>-10.94%</b>
-----------------------------------	-----------	-----------	-----------	----------------

## Total Public School

<b>Enrollment</b>	<b>149,198</b>	<b>150,573</b>	<b>148,585</b>	<b>-1.32%</b>
-------------------	----------------	----------------	----------------	---------------

## School Size and Enrollment

2023-2024

School Size	#of Schools	% of Schools	Enrollment	% Enrollment
500 plus	59	7.20%	50,345	33.88%
250 to 499	158	19.27%	54,955	36.99%
100 to 249	170	20.73%	28,066	18.89%
50 to 99	120	14.63%	8,469	5.70%
less than 50	313	38.17%	6,750	4.54%
<b>Total</b>	<b>820</b>	<b>100.00%</b>	<b>148,585</b>	<b>100.00%</b>

## Poverty Indicators

Poverty Indicators	MT	National	Rank
Age 5-17 in Families in Poverty*	13.4%	14.9%	25th
Percent Eligible for Free/Reduced Lunch**	39.0%	52.3%	11th

\*US Census Bureau 2020

\*\*National Center for Education Statistics 2020

## Public School Districts

2023-2024

K-12 districts	64
Elementary districts	*233
High school districts	*98
State-Funded Districts	2
Nonoperating Districts	3

## Total Districts

400

\*94 of these districts are "combined elementary-high school districts" which means the elementary and high school districts of a community are combined into a single school system for district administration purposes.

Please note: all data is current as of June 6, 2024

## School Data

2023-2024

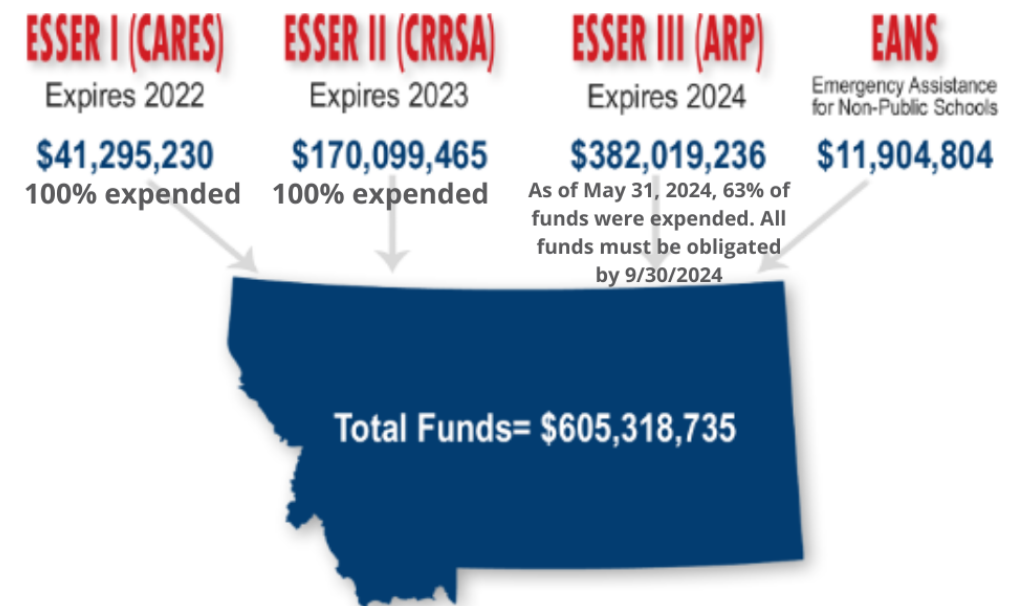
Elementary Schools	426
Middle, 7&8, Junior High Schools	222
High Schools	173
<b>Total Schools</b>	<b>821</b>

## Nonpublic School Enrollment

2021-2024

	2021-22	2022-23	2023-24	% of Total Enrollment
Private	8,634	8,906	8,584	5.18%
Homeschool	7,368	7,799	8,524	5.14%
<b>Total</b>	<b>16,002</b>	<b>16,705</b>	<b>17,108</b>	<b>10.33%</b>

## Federal COVID Relief Dollars



Montana received Elementary and Secondary School Emergency Relief (ESSER) and Emergency Assistance for Non-Public Schools (EANS) funds in March 2021. These funds are allocated to our public and non-public schools.

For monthly allocation and expenditure information, please visit <https://opi.mt.gov/COVID-19-Information/ESSER>.

## Recognizing Parents as Our First and Forever Teachers

